

What is Skype?

- * Instant Message/ Chat Client (up to 100 people)
- * Voice Over IP (VOIP) Phone with Video (up to 5 people)

Two types of phone services

Free

- * Place and Receive Audio calls between computers
- * Can include Video with a Webcam
- * Allows file exchanges during a chat or call (unlimited size!)

Paid

- * Can receive calls from landlines and cell phones
- * Can call landlines and cell phones
- * Can send and receive SMS (Text) messages

Setting up an Account

Skype™ - Kristopher...



Welcome to Skype.

Skype Name

[Don't have a Skype Name?](#)

Password

[Forgot your password?](#)

Remember password

Create a New Account

Skype Name
Must contain from 6 to 32 characters

Password

Repeat password

E-mail address

Important: Entering your valid e-mail address is not required, but it is the only way for retrieving lost passwords.

I have read [Skype End User License Agreement](#) and agree with the terms

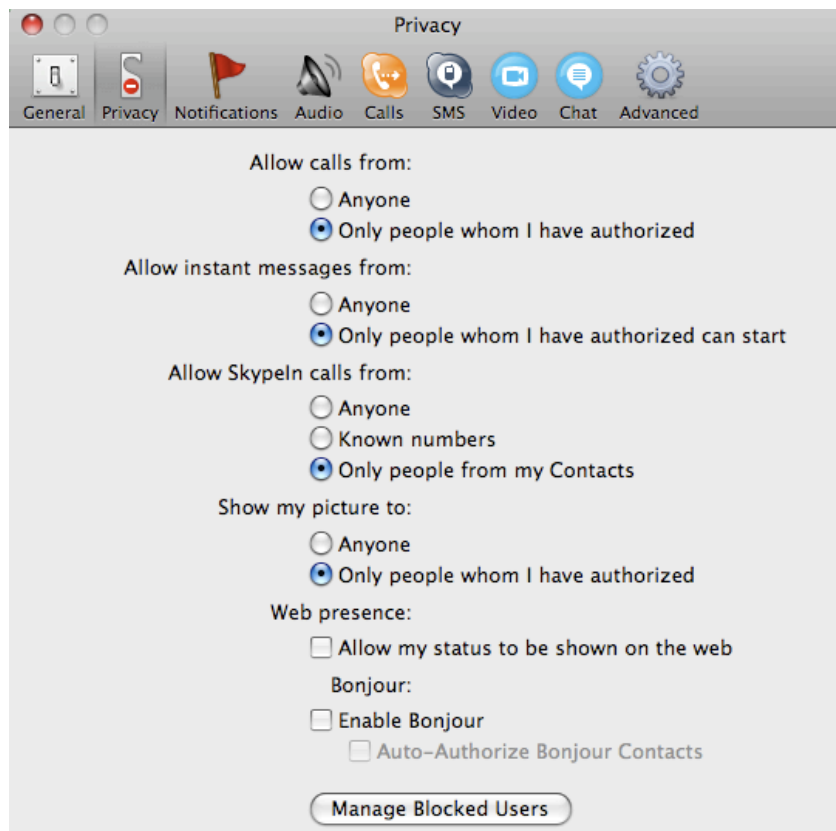
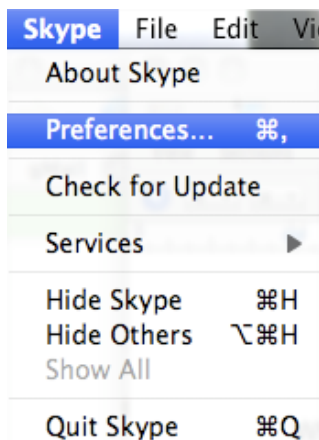
Remember my name and password on this computer

Launch Skype when I log in to Mac OS X

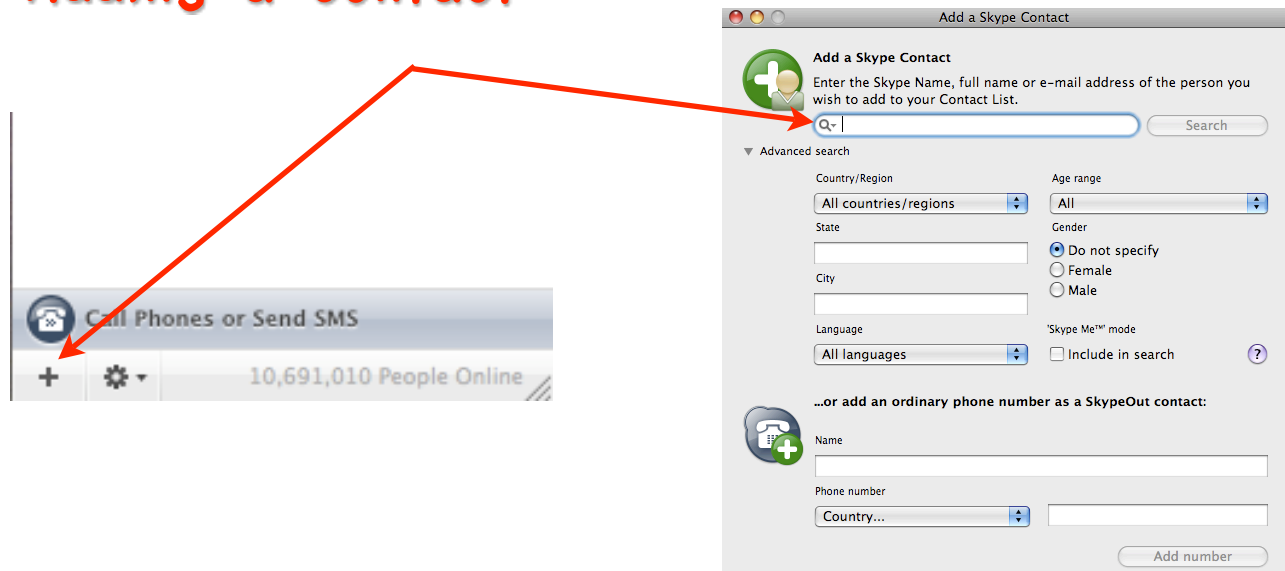
Please contact me about new features, services and other Skype stuff

Setting Preferences for School


- * It is important to note that anyone can search for your account online. If you set your Privacy as show below people can request permission to contact you.
- * Be certain to keep your profile as empty as possible.
- * Even with these precautions, SPAMers can contact you (just like email) with offensive avatars.
- * Always keep your Skype window minimized during instruction.
- * If you do receive an inappropriate contact, please report it to abuse@skype.net



Adding a Contact



Initiating a Chat/ Call



* Please be aware that all chats are logged and anyone involved in the chat are able to access the transcripts.

Enabling Video on a Call



Change Status

- * When you are available, select “Online”.
- * During Class keep your Status as Not Available or Away.
- * Never use “Skype Me”

