
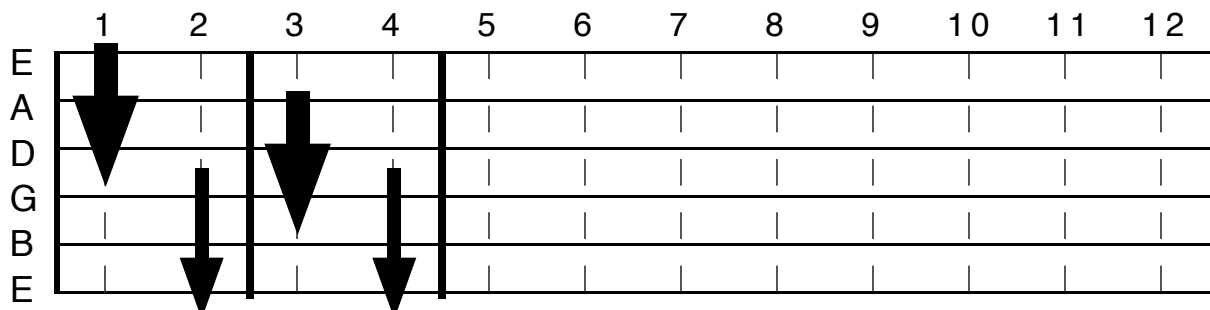


# STRUMS 1


Name: 2/4 (Cut Time)

(One beat = )

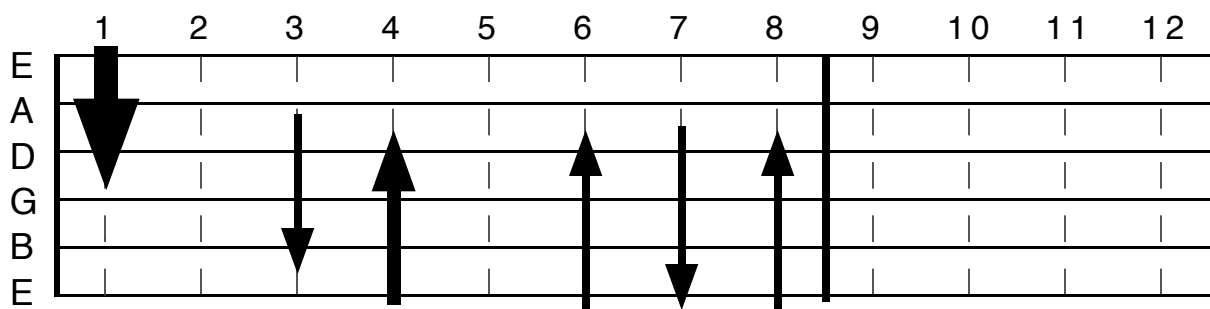
1 2 3 4 5 6 7 8 9 10 11 12




Name: 4/4 Church Strum

(One beat = )

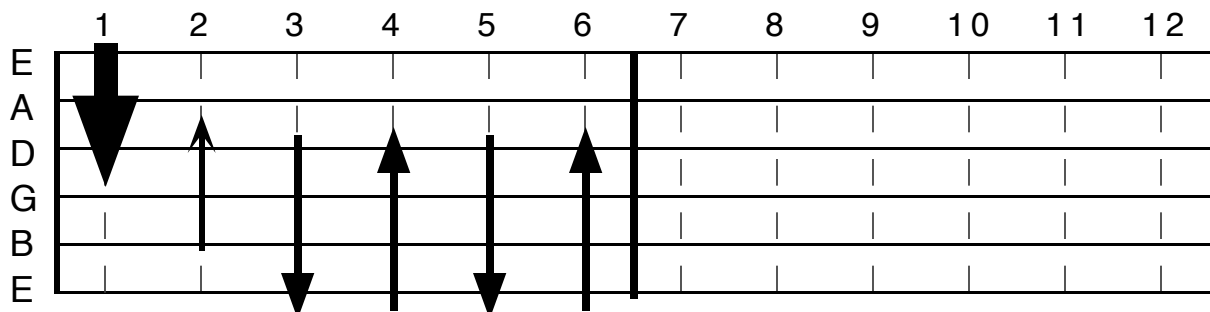
1 2 3 4 5 6 7 8 9 10 11 12




Name: 6/8 (often play for 3/4 signature)

(One beat = )

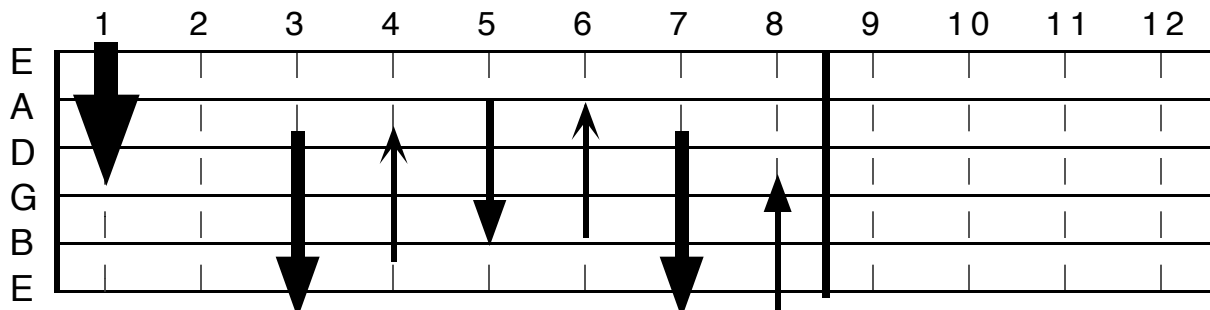
1 2 3 4 5 6 7 8 9 10 11 12



Name: 4/4 Bright or Moderately Bright

(One beat = )

1 2 3 4 5 6 7 8 9 10 11 12




# STRUMS 2

Name: 3/4 (Waltz)

(One beat = )

A guitar strumming diagram for a 3/4 time signature. The diagram shows 12 measures. The strings are labeled E, A, D, G, B, E from top to bottom. Measure 1 has a downward arrow on the A string. Measure 2 has a downward arrow on the G string. Measure 3 has a downward arrow on the B string. Measure 4 has a downward arrow on the D string. Measure 5 has a downward arrow on the G string. Measure 6 has a downward arrow on the B string. Measures 7, 8, 9, 10, 11, and 12 are empty.

Name: 4/4 Latin (variation on Church Strum)

(One beat = )


A guitar strumming diagram for a 4/4 time signature. The diagram shows 12 measures. The strings are labeled E, A, D, G, B, E from top to bottom. Measure 1 has a downward arrow on the A string. Measure 2 has a wavy line starting from the A string and ending at the E string. Measure 3 has a downward arrow on the E string. Measure 4 has an upward arrow on the D string. Measure 5 has a downward arrow on the G string. Measure 6 has an upward arrow on the D string. Measure 7 has a downward arrow on the B string. Measure 8 has an upward arrow on the D string. Measures 9, 10, 11, and 12 are empty.

Name: 4/4 w/ emphasis

(One beat = )

A guitar strumming diagram for a 4/4 time signature. The diagram shows 12 measures. The strings are labeled E, A, D, G, B, E from top to bottom. Measure 1 has a downward arrow on the A string. Measure 2 has a downward arrow on the G string with the word "thud" written above it. Measure 3 has an upward arrow on the D string. Measure 4 has a downward arrow on the B string. Measure 5 has an upward arrow on the D string. Measure 6 has a downward arrow on the B string with the word "thud" written above it. Measure 7 has an upward arrow on the D string. Measure 8 has a downward arrow on the B string. Measures 9, 10, 11, and 12 are empty.

Name: 5/4 (Chepponis Alleluia)

(One beat = )

A guitar strumming diagram for a 5/4 time signature. The diagram shows 12 measures. The strings are labeled E, A, D, G, B, E from top to bottom. Measure 1 has a downward arrow on the A string. Measure 2 has an upward arrow on the D string. Measure 3 has an upward arrow on the D string. Measure 4 has a downward arrow on the G string. Measure 5 has an upward arrow on the D string. Measure 6 has a downward arrow on the B string. Measure 7 has a downward arrow on the B string. Measure 8 has a downward arrow on the B string. Measures 9, 10, 11, and 12 are empty.



# CHORDS

Name: \_\_\_\_\_

							E
							A
							D
							G
							B
							E

Name: \_\_\_\_\_

							E
							A
							D
							G
							B
							E

Name: \_\_\_\_\_

							E
							A
							D
							G
							B
							E

Name: \_\_\_\_\_

							E
							A
							D
							G
							B
							E

Name: \_\_\_\_\_

							E
							A
							D
							G
							B
							E

Name: \_\_\_\_\_

							E
							A
							D
							G
							B
							E

Name: \_\_\_\_\_

							E
							A
							D
							G
							B
							E

Name: \_\_\_\_\_

							E
							A
							D
							G
							B
							E

Name: \_\_\_\_\_

							E
							A
							D
							G
							B
							E

Name: \_\_\_\_\_

							E
							A
							D
							G
							B
							E